

Local Market Updates

A free research tool from MRIS, Inc.



Fairfax County

December

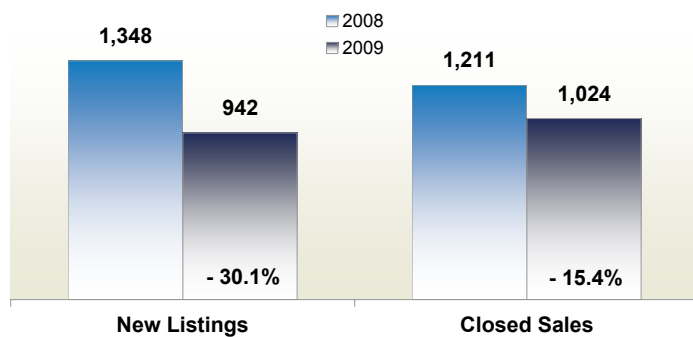
Year to Date

	2008	2009	Change	2008	2009	Change
New Listings	1,348	942	- 30.1%	26,623	21,299	- 20.0%
Closed Sales	1,211	1,024	- 15.4%	13,976	15,247	+ 9.1%
Pending Sales	936	945	+ 1.0%	14,517	16,614	+ 14.4%
Median Sales Price*	\$325,000	\$365,000	+ 12.3%	\$372,000	\$355,000	- 4.6%
Percent of Original List Price Received at Sale*	92.9%	97.3%	+ 4.7%	92.9%	95.3%	+ 2.6%
Average Days on Market Until Sale	92	52	- 43.9%	98	70	- 28.0%
Single-Family Detached Inventory	2,961	1,426	- 51.8%	--	--	--
Townhouse-Condo Inventory	2,496	885	- 64.5%	--	--	--

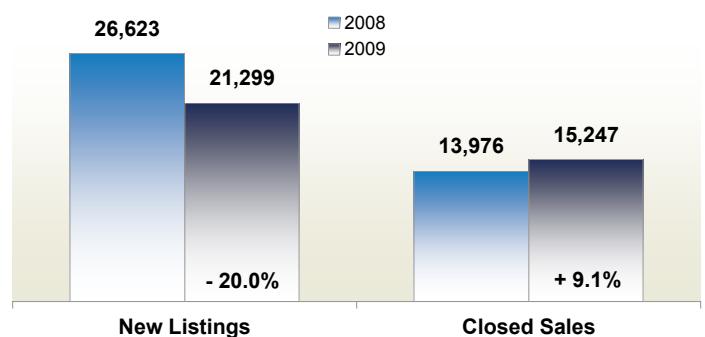
*Does not account for seller concessions.

Some of the figures referenced in this report are for only one month worth of activity. As such, they can sometimes look extreme due to the small sample size involved.

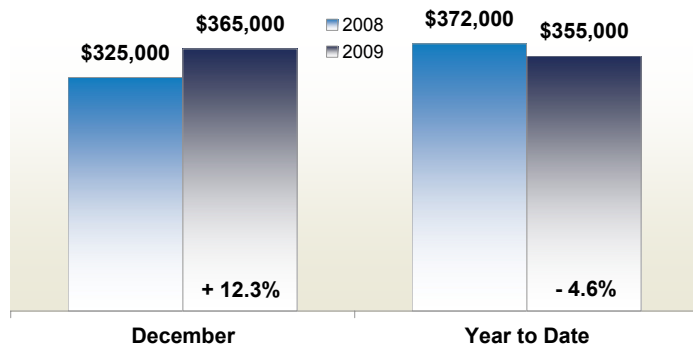
Activity—Most Recent Month



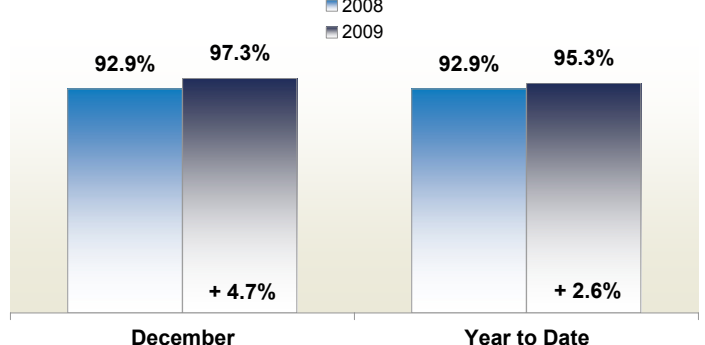
Activity—Year to Date



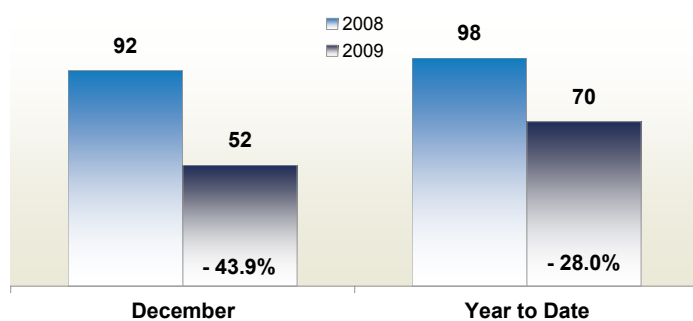
Median Sales Price



Percent of Original List Price Received at Sale



Days on Market Until Sale



Inventory of Homes for Sale

