

Local Market Updates

A free research tool from MRIS, Inc.



Jefferson County

February

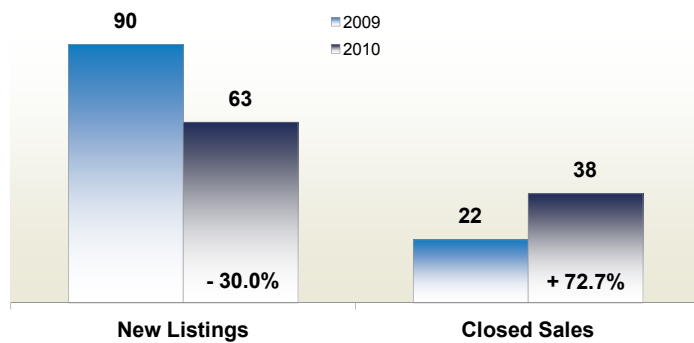
Year to Date

	2009	2010	Change	2009	2010	Change
New Listings	90	63	- 30.0%	180	163	- 9.4%
Closed Sales	22	38	+ 72.7%	46	75	+ 63.0%
Pending Sales	54	54	- 0.0%	87	107	+ 23.0%
Median Sales Price*	\$190,000	\$155,000	- 18.4%	\$190,000	\$146,300	- 23.0%
Percent of Original List Price Received at Sale*	89.0%	93.0%	+ 4.5%	89.0%	93.1%	+ 4.6%
Average Days on Market Until Sale	142	94	- 34.1%	114	83	- 27.2%
Single-Family Detached Inventory	423	332	- 21.5%	--	--	--
Townhouse-Condo Inventory	82	55	- 32.9%	--	--	--

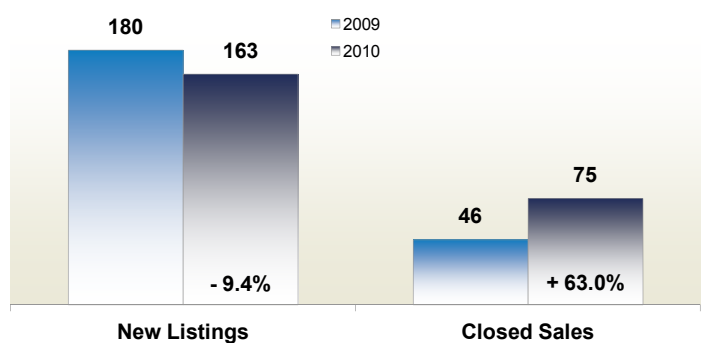
*Does not account for seller concessions.

Some of the figures referenced in this report are for only one month worth of activity. As such, they can sometimes look extreme due to the small sample size involved.

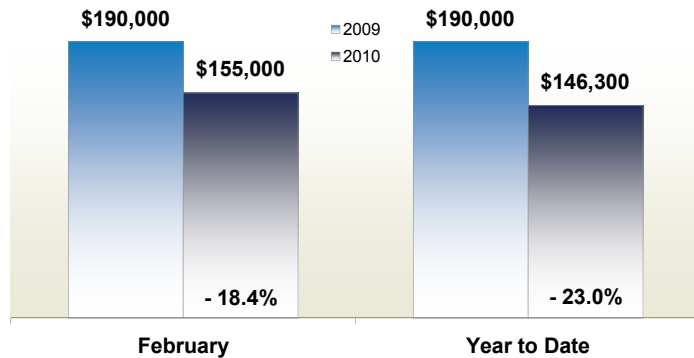
Activity—Most Recent Month



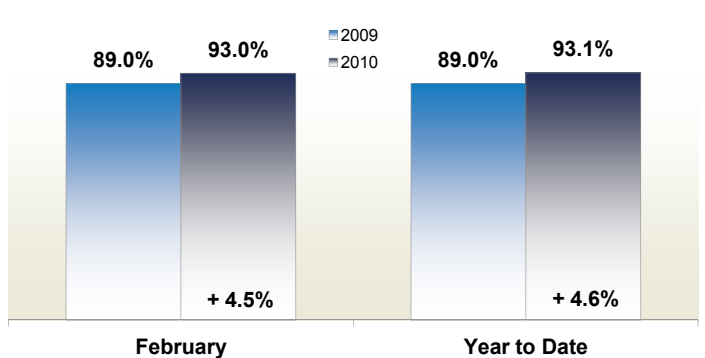
Activity—Year to Date



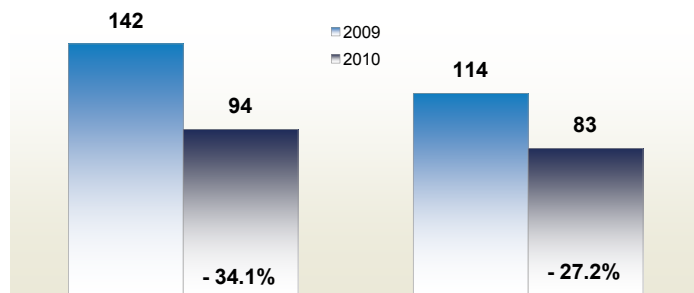
Median Sales Price



Percent of Original List Price Received at Sale



Days on Market Until Sale



Inventory of Homes for Sale

